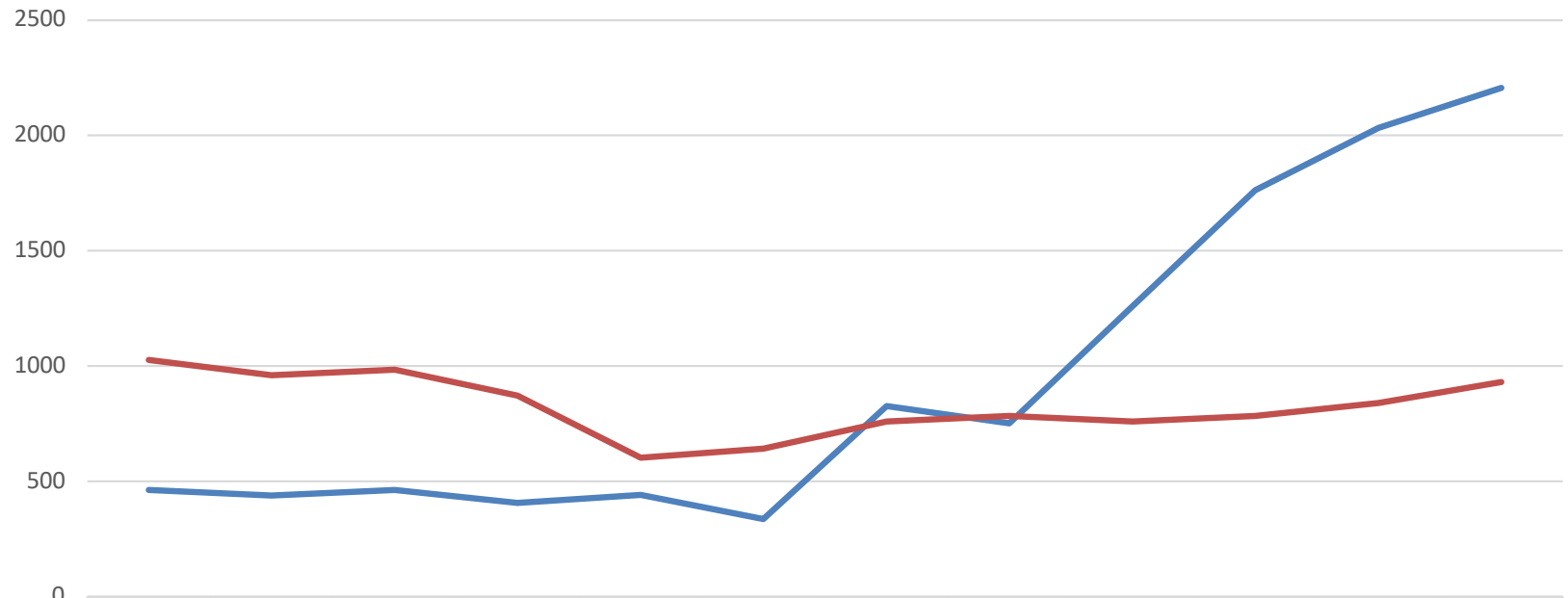


Department Dashboard

Fall Credit Hours

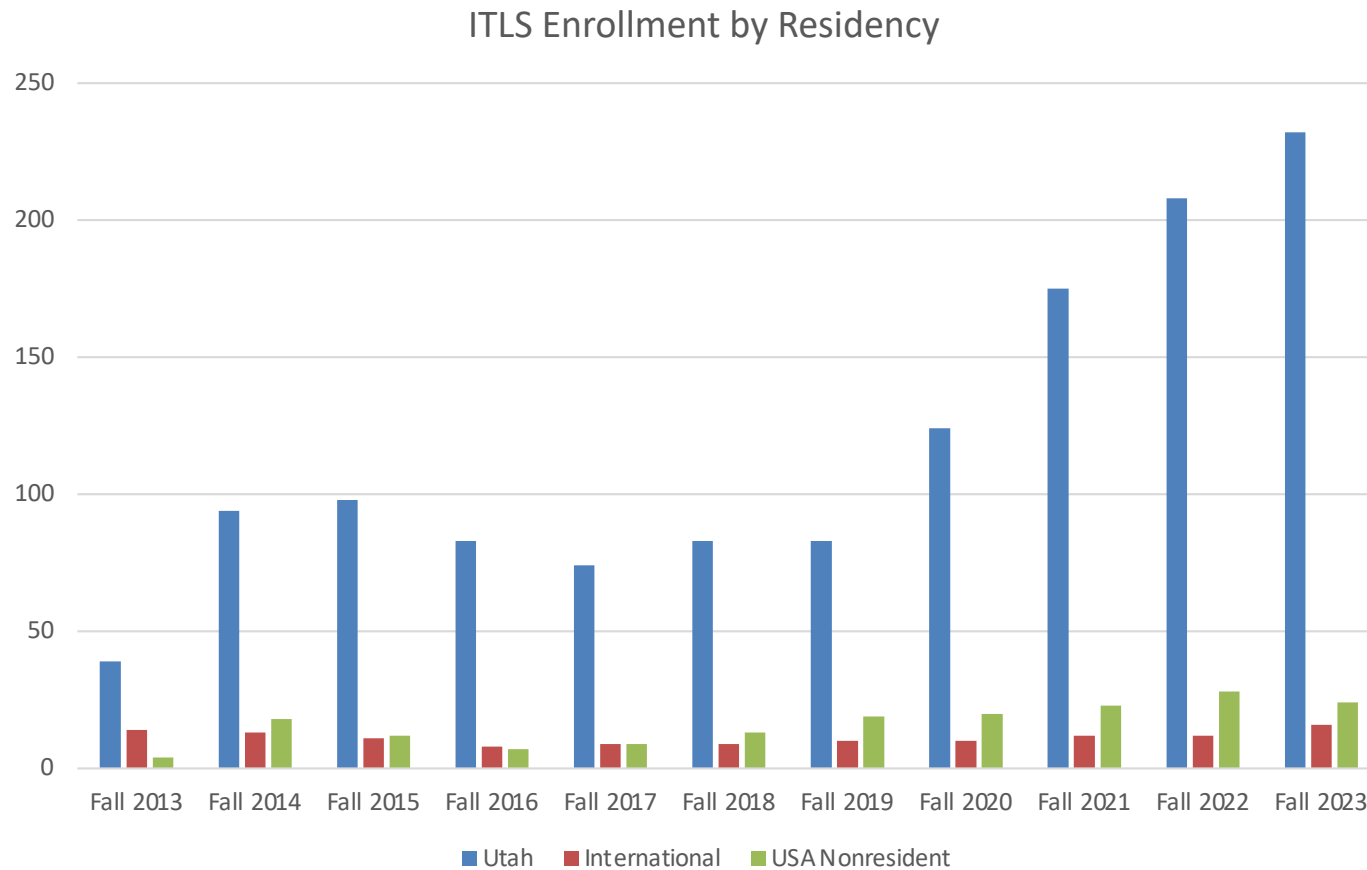
Fall ITLS Credit Hours



| | 2012-13 | 2013-14 | 2014-15 | 2015-16 | 2016-17 | 2017-18 | 2018-19 | 2019-20 | 2020-21 | 2021-22 | 2022-23 | 2023-24 |
|---------------|---------|---------|---------|---------|---------|---------|---------|---------|---------|---------|---------|---------|
| Undergraduate | 462 | 439 | 462 | 408 | 443 | 337 | 827 | 753 | 1260 | 1762 | 2034 | 2207 |
| Graduate | 1027 | 962 | 984 | 873 | 603 | 642 | 760 | 783 | 759 | 784 | 840 | 930 |

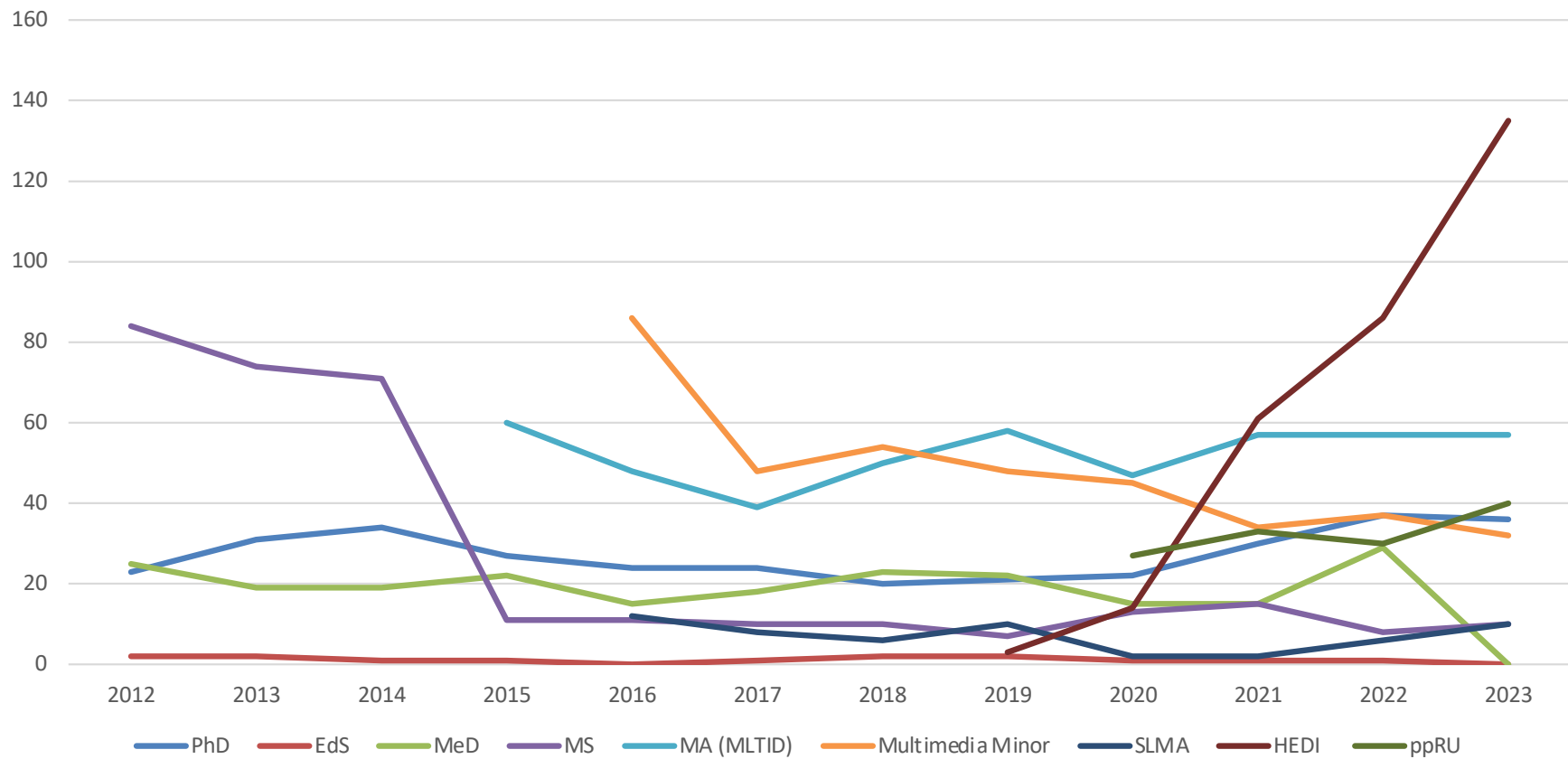
— Undergraduate — Graduate

ITLS Fall Residency Enrollment

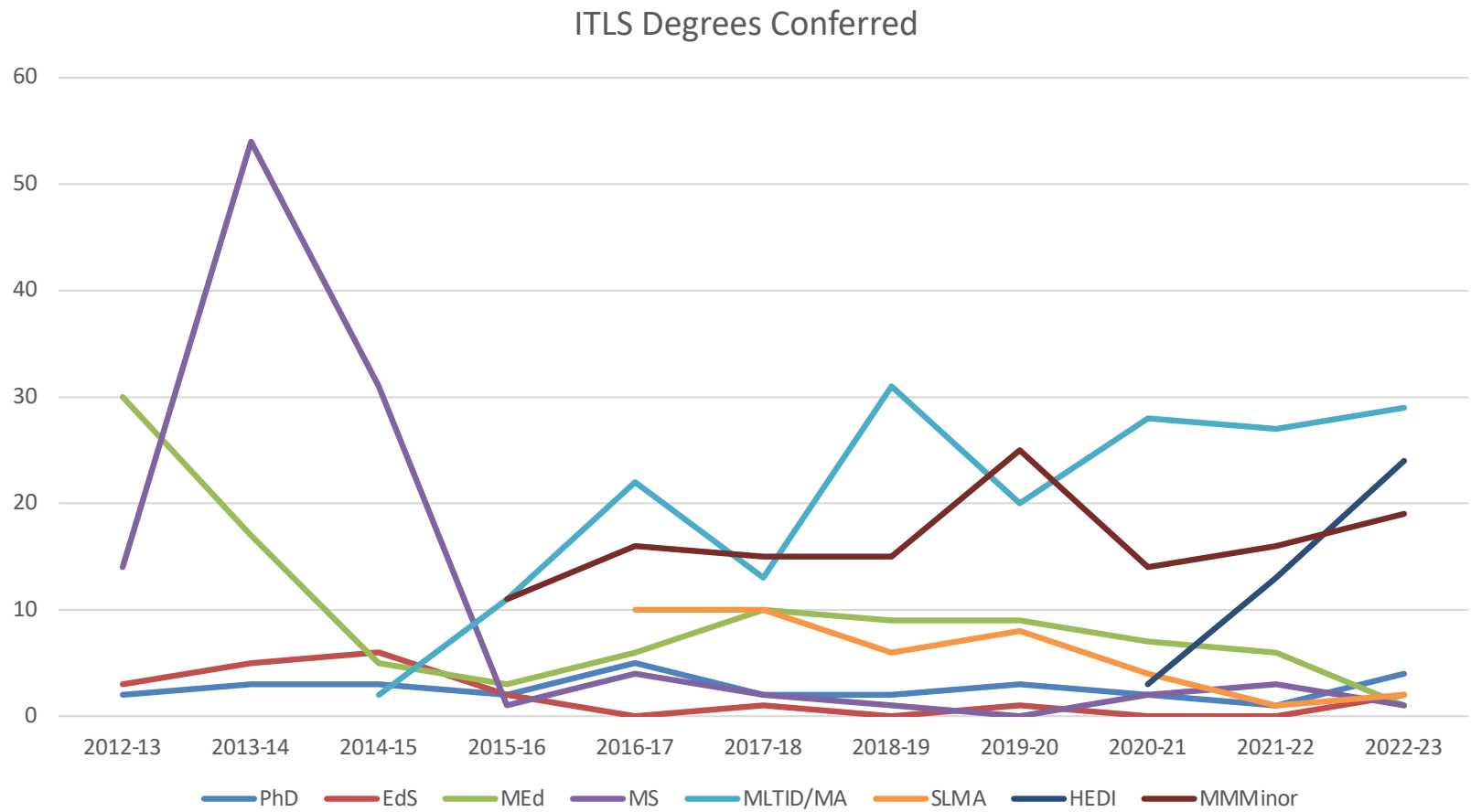


ITLS Fall Pursuant Degrees

Fall ITLS Active Students by Degree



ITLS Conferred Degrees

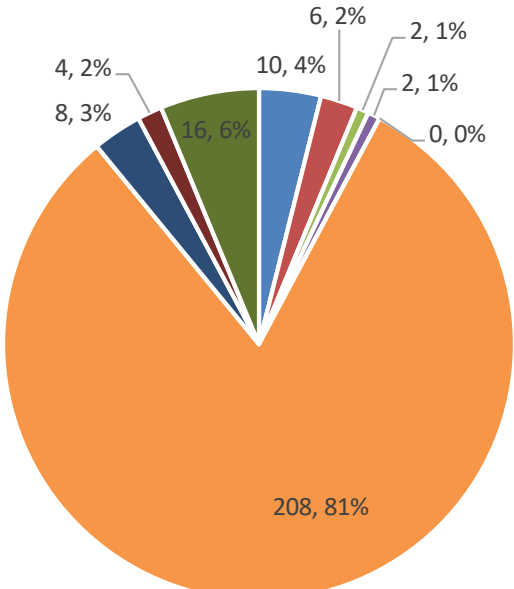
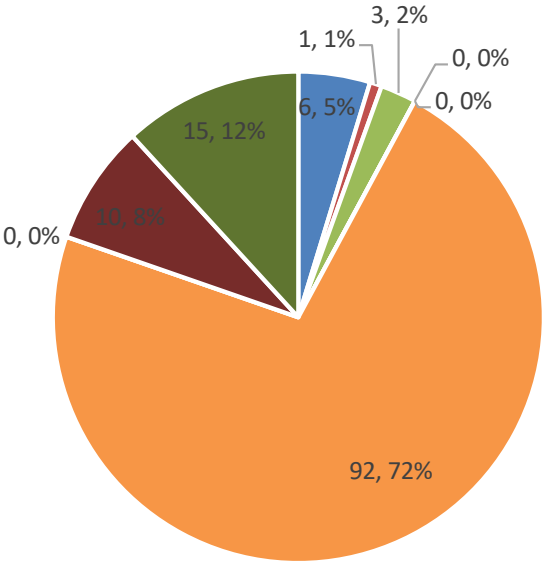


Enrollment Demographics

Fall 2013

Fall 2023

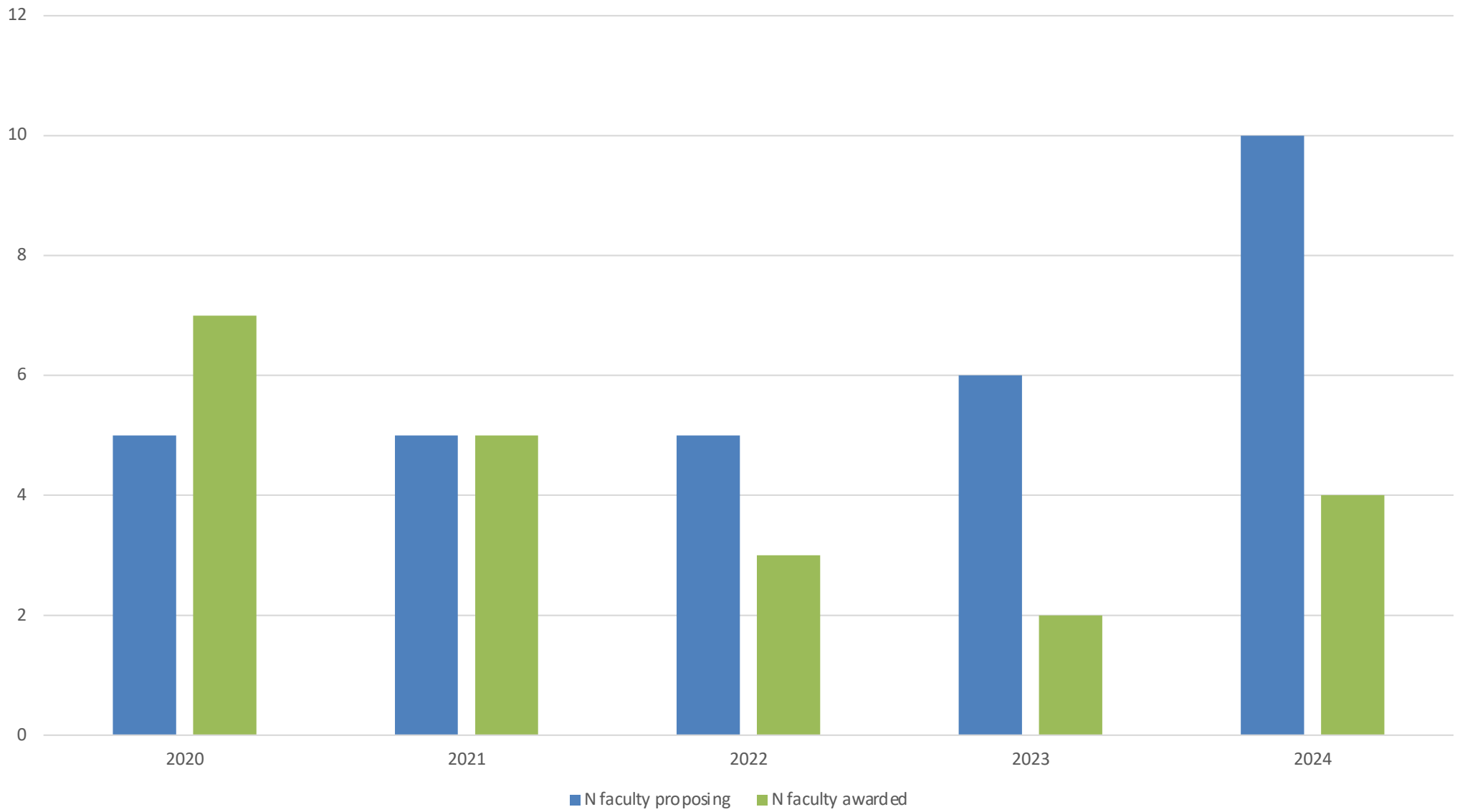
- Hispanic of Any Race
- American Indian/AK Native
- Asian
- Black or African American
- Native Hawaiian or Pacific Islander
- White
- 2 or More Races
- Other/Unspecified
- Non-Resident Alien



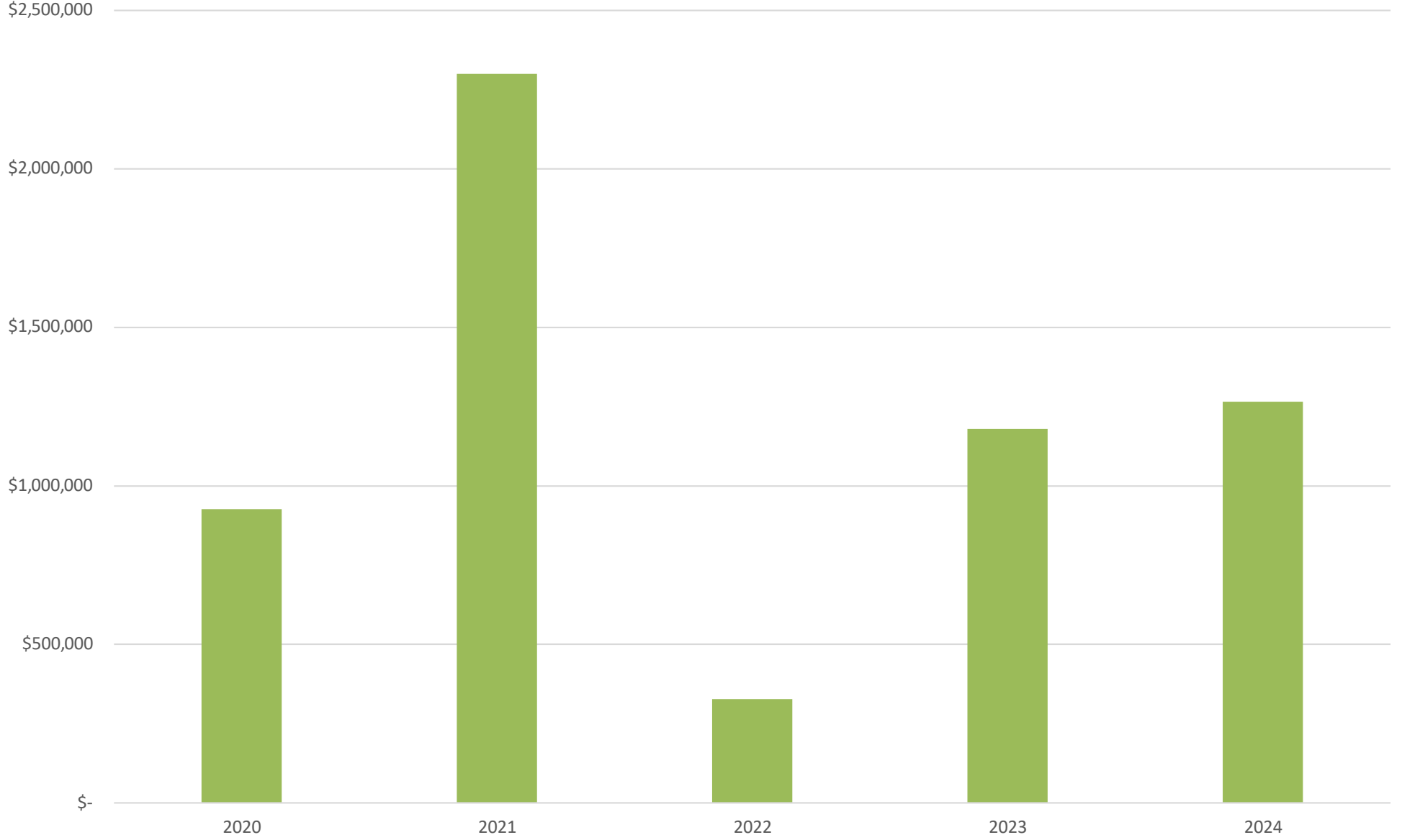
Program Acceptance Rates

| Acceptance Rate | | | | | | | | | | | |
|-----------------|------|------|------|------|------|------|------|------|------|------|------|
| | 2013 | 2014 | 2015 | 2016 | 2017 | 2018 | 2019 | 2020 | 2021 | 2022 | 2023 |
| MED | 100% | 133% | 100% | 67% | 79% | 85% | 100% | 62% | 100% | 82% | 100% |
| MS | 88% | 69% | 91% | 100% | 89% | 67% | 79% | 91% | 78% | 83% | 91% |
| MLTID/ MA | | 94% | 100% | 100% | 83% | 83% | 90% | 82% | 94% | 100% | 95% |
| PhD | 75% | 17% | 65% | 73% | 64% | 43% | 53% | 69% | 69% | 53% | 61% |
| Eds | | | | | 100% | 100% | 100% | 60% | | 50% | 100% |

Proposal and Award Counts from Kualu



Award Amounts from Kualu



SWI E&G Spending

| Utah State University | |
|--|--------------------|
| Summary as of June 30, 2024 for DPINTC | |
| FY23 Year-End Balances | |
| Index Title | Available Balance |
| ITLS E&G | \$- |
| SWI E&G | \$- |
| Stwd Campus Support | (\$7,222.17) |
| OOS Support | (\$21,713.25) |
| ITLS AIS Quasi Endowment | \$1,027,862.00 |
| ITLS Department Overhead | \$65,996.00 |
| ITLS DT Course Fees | \$4,185.00 |
| Old DE Support (new operating) | \$249,902.00 |
| | |
| FY23 Budget: ITLS E&G | \$2,044,799 |
| FY23 Budget: SWI E&G | \$270,665 |
| Total FY23 E&G Budget | \$2,315,464 |